

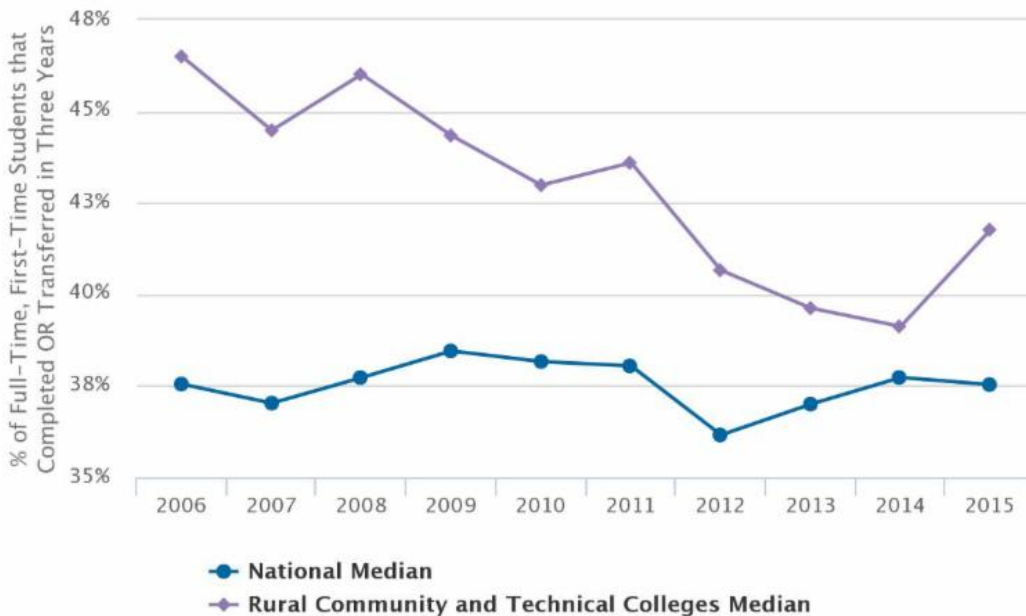
## Rural Community Colleges: Using Trend and Scatter Diagrams To Show Relationships

It is easy to make trend and scatter diagrams with NCCBP data using our custom chart feature. Members should log in and choose reports on the menu. Click the down arrow for a list of all the NCCBP reports available and choose the "custom reports" option. Click the Add a Report button and then give your report a name and description and save. This brings up your custom report form where you can add or edit the charts in the report. Click the +Add an Item button, choose the type of chart you want and start to find relationships between the metrics in the NCCBP.

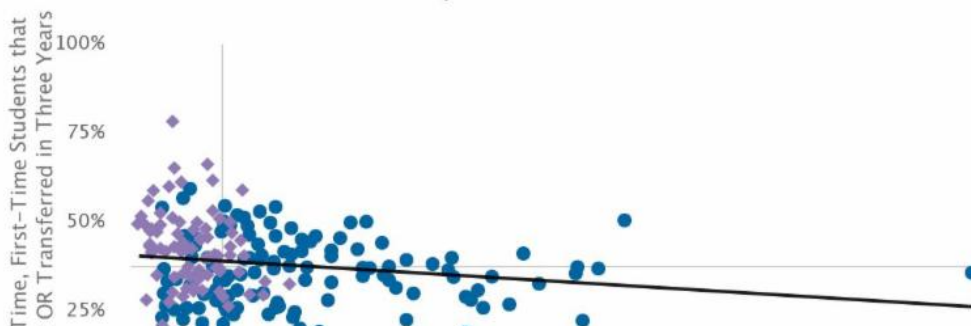
The NCCBP data has always shown that rural community and technical colleges have higher completion rates (degree, certificates and transfers) than other community colleges. I wanted to explore why this might be. I started with the question, "What has an impact on completion rates at community colleges?" And does this help explain why rural colleges have higher completion rates?

The following charts help to tell a story about rural community colleges.

Rural Community Colleges' Completion Rates



Does the Size of the Institution Have an Impact on Completions?



Data for the **NCCBP** is due June 15.


Check out the custom report options --awesome way to prepare benchmarking reports for your institution.

**Save the Date: 2018**

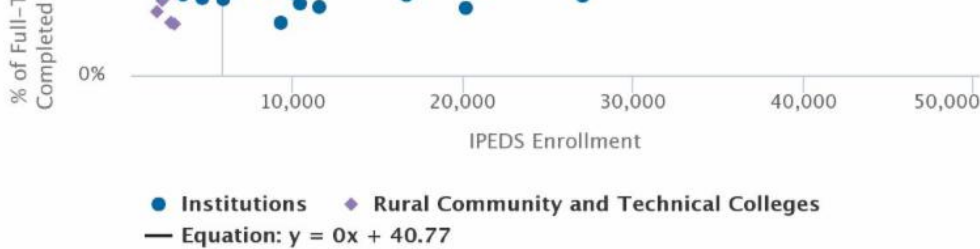


**The Bench-marking Institute's Calendar:**

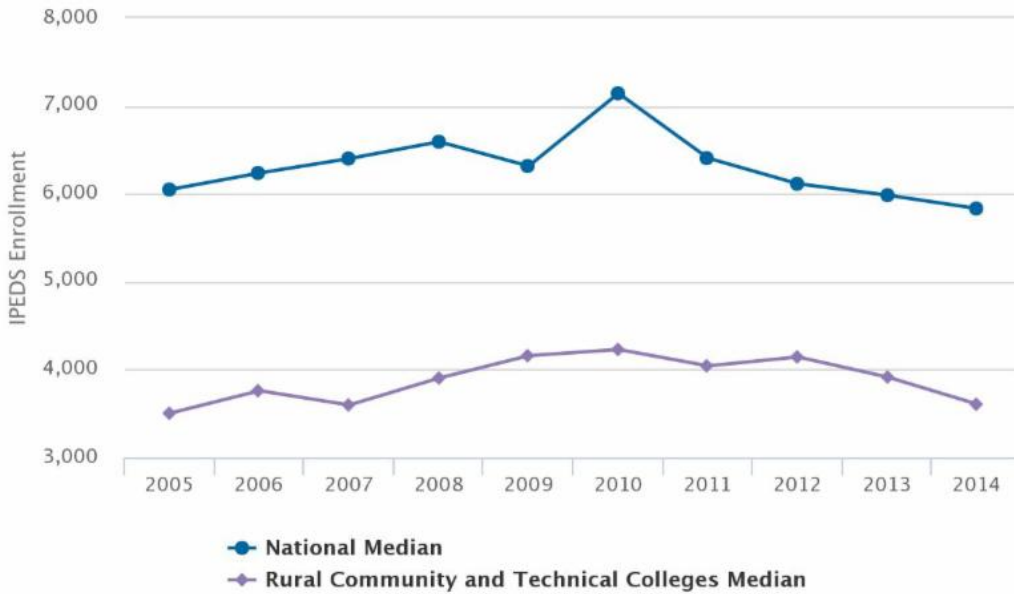
Join the staff at any of these events.



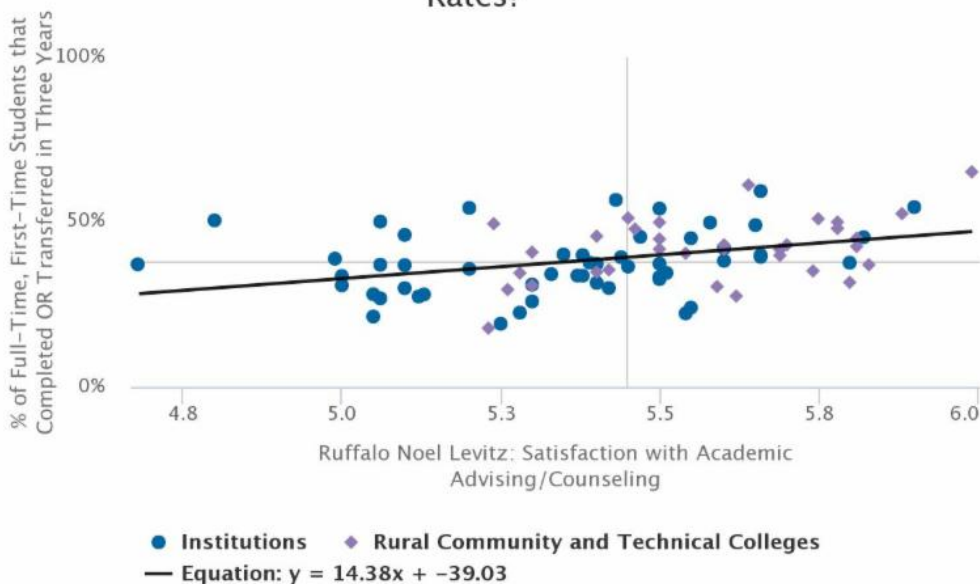
**Upcoming Presentations:**



### IPEDS Enrollment at Rural Colleges



### Does Academic Advising Have an Impact on Completion Rates?



- July 11-15 SHEEO (State Higher Education Executive Officers Association) Annual Meeting, Charleston, SC. Lou Guthrie is attending.
- Sept. 10-13 SACCR (Southeastern Association for Community College Research) Annual Conference, Savannah, Georgia. John Clayton is presenting.
- Oct. 23-25 ACHE (Association for Continuing Higher Education) 2017 Annual Conference, Portland, OR. Michelle Taylor is presenting, "How to Measure Success of Your Continuing Education Programs."
- Nov. 8-10 [MidAIR Conference](#), Kansas City, MO. The Benchmarking Institute will be submitting proposals to MidAIR. Proposals are due by August 31.
- In 2018 look for us at HLC, Innovations Conference, AACC, AIR and some regional AIR meetings.

If you would like to submit an article or a calendar entry to the The Benchmarking Institute's Newsletter please submit items to [louguthrie@jccc.edu](mailto:louguthrie@jccc.edu).



Follow us on  
Twitter and  
connect on  
LinkedIn

Do Rural Community Colleges Do a Better Job at Advising?

