



National Community College
Benchmark Project | Credit & Non-credit

Social Mobility Data: NCCBP 2017 Report



The National Higher Education Benchmarking Institute has a new report available this year. Principle researchers Raj Chetty, John N. Friedman, Emmanuel Saez, Nicholas Turner and Danny Yagan, from the [Equality of Opportunity Project](#) gave NHEBI permission to include their data in the National Higher Education Benchmarking Project. The data was collected from federal government sources covering all students from 1999-2013. The data reports estimates of both parents' (household) and children's (individual) income distributions by college for children who attended college between ages 19 and 22 in the early 2000s. Because of the ages selected these are the more "traditional" students that attend community college. The college each child attends was defined as the institution the child attended most frequently during four calendar years in which the child turned 19-22. The study calculated college-level values as means over students in the 1980, 1981 and 1982 birth cohorts. When data for a college from any of these cohorts are incomplete, data from the 1983 and 1984 cohorts was used to obtain an estimate. An interactive tool based on the longitudinal data base (Overall Mobility Index) is available from the [New York Times](#).

The [NCCBP](#) had 243 community colleges participate in its annual survey in 2017. We matched data from the Equality of Opportunity Project to the colleges in the NCCBP. Data included median parent income, median student income at ages 32-34, and low-income access at the college which included the % of parents in the bottom quintile of income. Measures also included: the success rate or % of students in the top income quintile among those with parents in the bottom income quintile; and an overall mobility index, which is the % of students from the college that moved up two or more income quintiles.

Social mobility gives colleges another way to evaluate their success at preparing students for the future. It looks farther ahead than measures of students getting a degree or transferring. There are many factors that might affect or have an impact (not causal) on the mobility index. For example community colleges that are in low-income areas have higher mobility indexes than colleges that serve higher income students. With this in mind we looked at the impact of minority students and

first-generation students. If you are an NCCBP member you can find this report with additional charts under your [custom reports](#).

For more information about social mobility rates please contact the National Higher Education Benchmarking Institute, www.benchmarkinginstitute.org.

National Overall Mobility Index

30%

25%

24%

Save the Date



Save the Date for 2018

National Benchmarking Conference

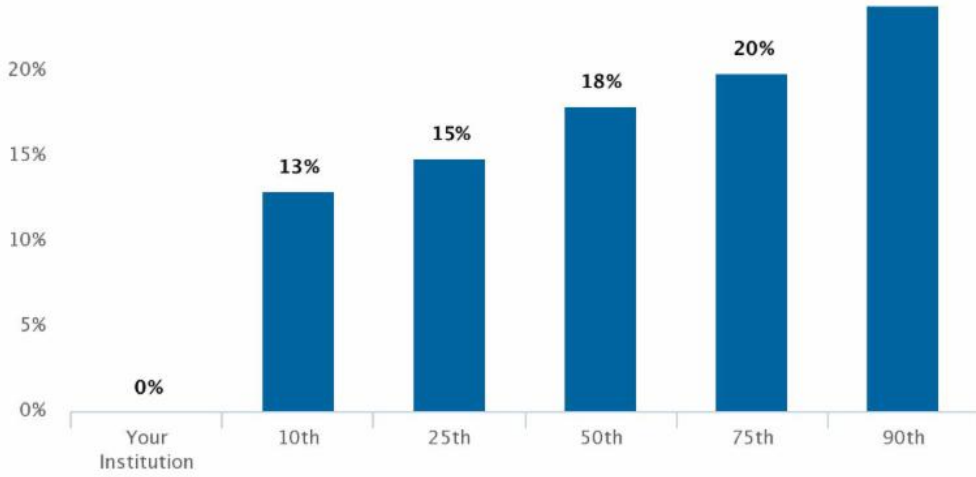
The National Benchmarking Conference is the only national conference designed for Community College Institutional Researchers and their administration.

- Reasonable Cost
- Great Networking
- Educational Sessions
- Great "Take Aways"

2018 Keynote Speakers

- Tuesday Stanley, President, Westmoreland Community College
- Martha Kanter, Executive Director, College Promise Campaign, former US Under Secretary of Education
- Mathew Reed, VP for Learning & CAO, Brookdale Community College, Inside Higher Ed. Columnist





2018 National Policy Summit

"Addressing the Adult Learner"

January 27-28, 2018
 Hilton Walt Disney World
 Lake Buena Vista, FL

Please join us for the 2018 National Policy Summit to address how to effectively create policies and programs that recruit, retain, and support adult learners in their educational journey.

To learn more, go to: [National Policy Summit](#)



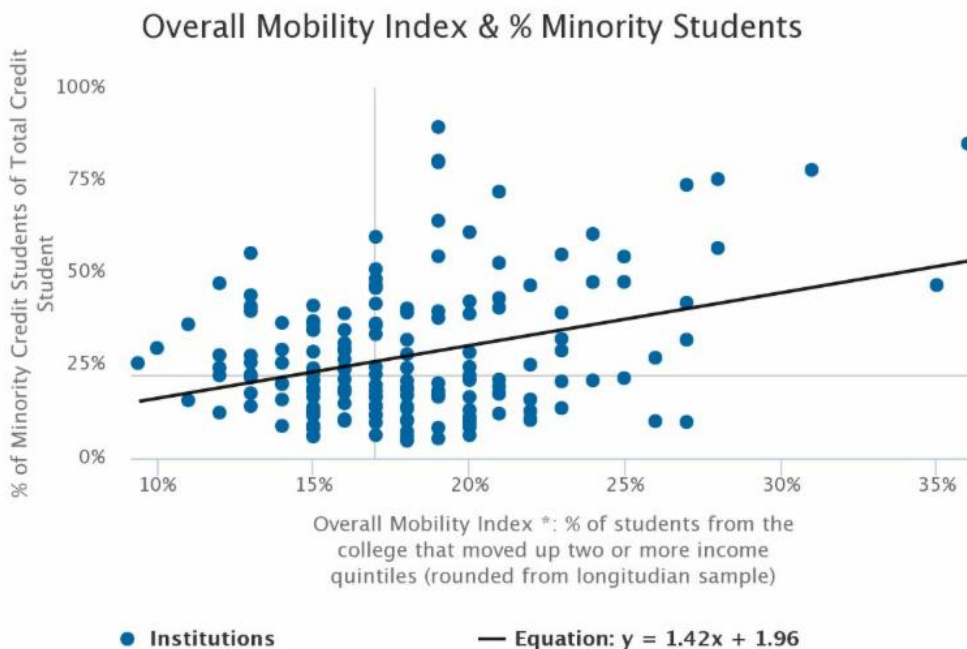
Reports for 2017 **NCCBP** are available.

For a demo on the NCCBP **contact us**.

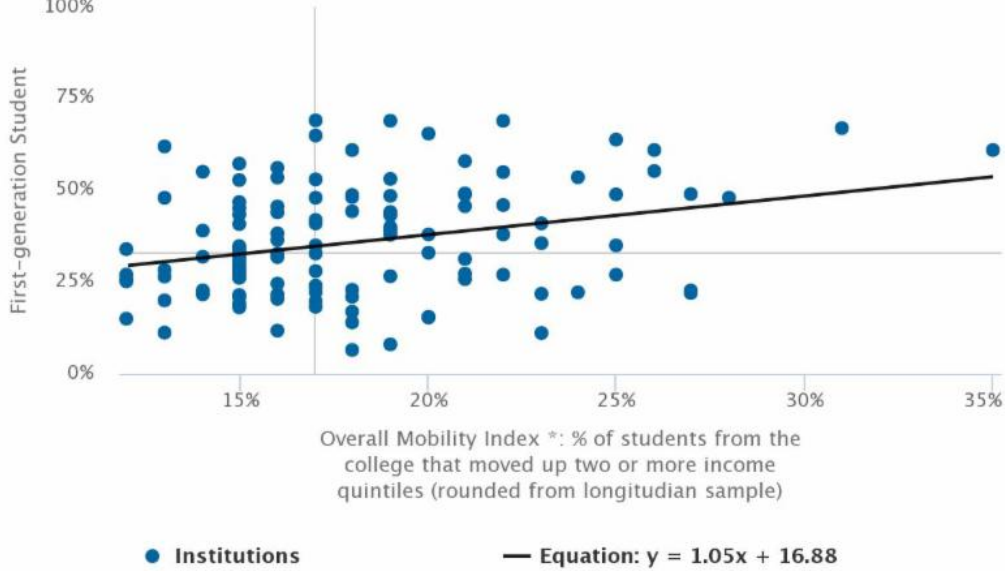
We will show you the custom report options --awesome way to prepare benchmarking reports for your institution.



Follow us on Twitter and connect on LinkedIn



Overall Mobility Index & First-generation Students



The Benchmarking Institute's Calendar:

Join the staff at any of these events.



Upcoming Conferences and Presentations:

- **2018 National Policy Summit, "Addressing the Adult Learner", January 27-28th, Hilton Walt Disney World, Lake Buena Vista, FL. Lou is presenting data from the NCCBP, "Continuing Education Divisions Provide Adult Education Opportunities."**
- **2018 National Skills Coalition Skills Summit, February 6-8, Washington, DC. Lou is a member of the National Advisory Panel on Postsecondary Education and will be attending their meeting.**
- **Texas AIR, Feb. 11-14, Corpus Christi, TX. Michelle is presenting a workshop, "Exploring the Benchmarking Institute's Projects" and a session on the non-credit module of the NCCBP, "Looking at the Bigger Picture: Non-credit Benchmarking Project."**
- **SACCR Annual Conference, Feb 25-28, Savannah, GA. Michelle is presenting Using Benchmarking Data for Accreditation and Benchmarking Program Costs.**
- **Innovations 2018, March 18-21, National Harbor, MD. Lou is presenting "Move Your Benchmarking from an Exercise to a Strategy."**